

CLBP04Q

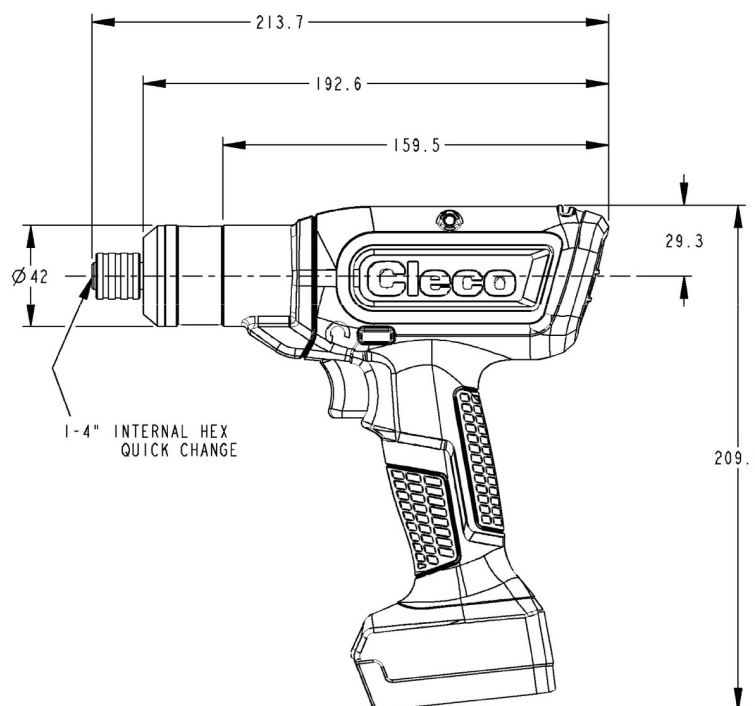
CellClutch[™] Cordless Assembly Tools are smart yet simple, bringing programmability to your line.

4 Nm PISTOL

1.1 - 4 Nm (0.8 – 2.9 ft-lbs)

FEATURES

- **Easily Programmable** - Program speeds and multi-stage rundowns to eliminate defects and enhance productivity
- **Proven Cleco Clutch** - Provides unmatched reliability and durability on the production line
- **Operator Status Light** - Color indicator light for rundown and batch count status
- **Multi-Color LED** - Work light for secondary “OK/NOK” operator feedback while illuminating your workpiece
- **Programmable Rundown Strategies** - Eliminate cross threads and errors during rundowns with programmable speeds and strategies
- **Single Battery Platform** - Across entire cordless range to reduce complexity and costs in your plant



SPECIFICATIONS

TORQUE RANGE (Nm)

Min / Max: 1.1 - 4

TORQUE RANGE (ft-lb)

Min / Max: 0.8 - 2.9

SPEED

r/min / Max: 177 -1770

WEIGHT & DIMENSIONS

Weight w/o Battery	1.05 kg / 2.3 lb
Length	213.5 mm / 8.41 in
Height	209 mm / 8.23 in
Side to Center	28.5 mm / 1.12 in
Output	1/4" Hex Quick Release
Country of Origin:	Assembled in USA



CLBP08Q

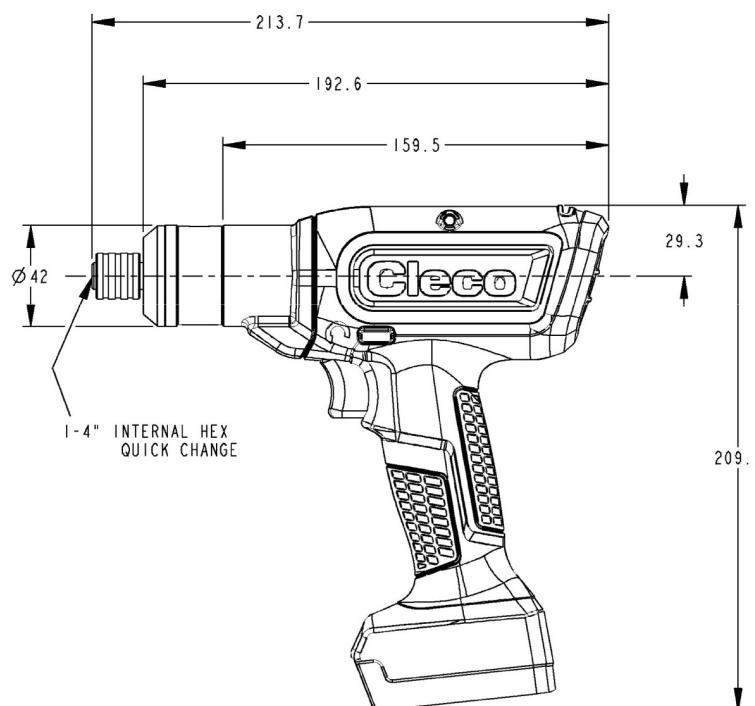
CellClutch[™] Cordless Assembly Tools are smart yet simple, bringing programmability to your line.

8 Nm PISTOL

2.1 - 8 Nm (1.5 - 5.9 ft-lbs)

FEATURES

- **Easily Programmable** - Program speeds and multi-stage rundowns to eliminate defects and enhance productivity
- **Proven Cleco Clutch** - Provides unmatched reliability and durability on the production line
- **Operator Status Light** - Color indicator light for rundown and batch count status
- **Multi-Color LED** - Work light for secondary "OK/NOK" operator feedback while illuminating your workpiece
- **Programmable Rundown Strategies** - Eliminate cross threads and errors during rundowns with programmable speeds and strategies
- **Single Battery Platform** - Across entire cordless range to reduce complexity and costs in your plant



SPECIFICATIONS

TORQUE RANGE (Nm)

Min / Max: 2.1 - 8

TORQUE RANGE (ft-lb)

Min / Max: 1.5 - 5.9

SPEED

r/min / Max: 95 - 985

WEIGHT & DIMENSIONS

Weight w/o Battery	1.05 kg / 2.3 lb
Length	213.5 mm / 8.41 in
Height	209 mm / 8.23 in
Side to Center	28.5 mm / 1.12 in
Output	1/4" Hex Quick Release
Country of Origin:	Assembled in USA



CLBP12Q

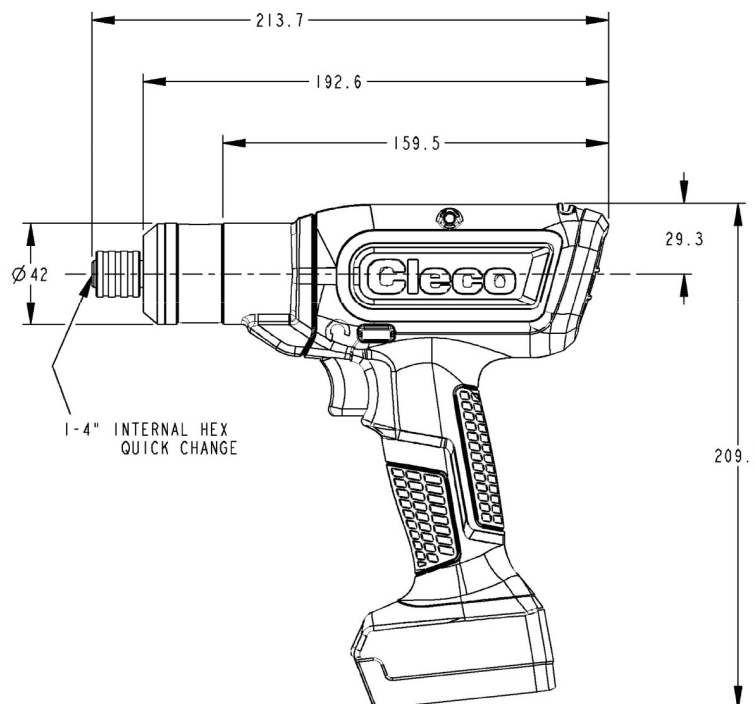
CellClutch[™] Cordless Assembly Tools are smart yet simple, bringing programmability to your line.

12 Nm PISTOL

3.2 - 12 Nm (2.4 – 8.8 ft-lbs)

FEATURES

- **Easily Programmable** - Program speeds and multi-stage rundowns to eliminate defects and enhance productivity
- **Proven Cleco Clutch** - Provides unmatched reliability and durability on the production line
- **Operator Status Light** - Color indicator light for rundown and batch count status
- **Multi-Color LED** - Work light for secondary “OK/NOK” operator feedback while illuminating your workpiece
- **Programmable Rundown Strategies** - Eliminate cross threads and errors during rundowns with programmable speeds and strategies
- **Single Battery Platform** - Across entire cordless range to reduce complexity and costs in your plant



SPECIFICATIONS

TORQUE RANGE (Nm)

Min / Max: 3.2 - 12

TORQUE RANGE (ft-lb)

Min / Max: 2.4 - 8.8

SPEED

r/min / Max: 70 - 700

WEIGHT & DIMENSIONS

Weight w/o Battery	1.05 kg / 2.3 lb
Length	213.5 mm / 8.41 in
Height	209 mm / 8.23 in
Side to Center	28.5 mm / 1.12 in
Output	1/4" Hex Quick Release
Country of Origin:	Assembled in USA



CLBA083

CellClutch[™] Cordless Assembly Tools are smart yet simple, bringing programmability to your line.

8 Nm RIGHT ANGLE

2.2 - 8 Nm (1.6 - 5.9 ft-lbs)

FEATURES

- **Easily Programmable** - Program speeds and multi-stage rundowns to eliminate defects and enhance productivity
- **Proven Cleco Clutch** - Provides unmatched reliability and durability on the production line
- **Operator Status Light** - Color indicator light for rundown and batch count status
- **Multi-Color LED** - Work light for secondary "OK/NOK" operator feedback while illuminating your workpiece
- **Programmable Rundown Strategies** - Eliminate cross threads and errors during rundowns with programmable speeds and strategies
- **Single Battery Platform** - Across entire cordless range to reduce complexity and costs in your plant

SPECIFICATIONS

TORQUE RANGE (Nm)

Min / Max: 2.2 - 8

TORQUE RANGE (ft-lb)

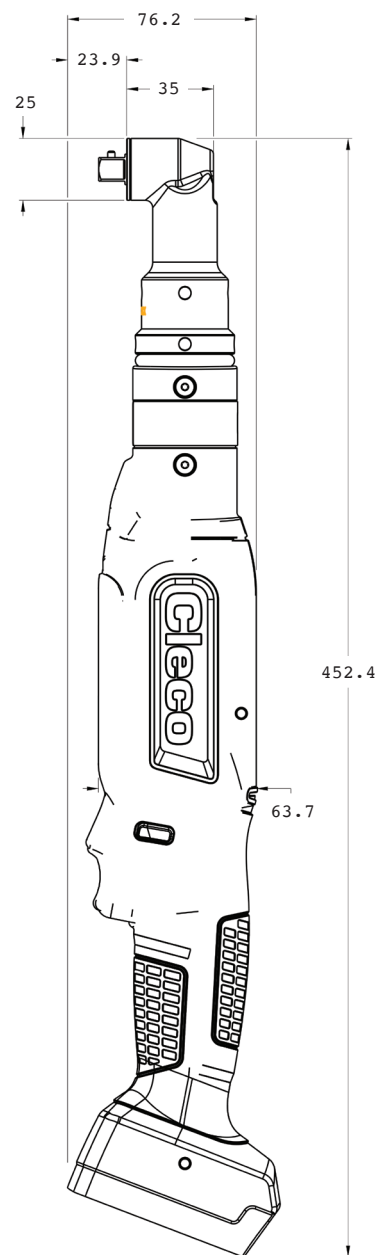
Min / Max: 1.6 - 5.9

SPEED

r/min / Max: 92 - 915

WEIGHT & DIMENSIONS

Weight w/o Battery	1.46 kg / 3.2 lb
Length	452.4 mm / 17.81 in
Height	76 mm / 2.99 in
Side to Center	12.5 mm / 0.49 in
Output	3/8" Square Drive
Country of Origin:	Assembled in USA



CellClutch[™] Cordless Assembly Tools are smart yet simple, bringing programmability to your line.

CLBA123

12 Nm RIGHT ANGLE

3.3 - 12 Nm (2.4 – 8.8 ft-lbs)

FEATURES

- **Easily Programmable** - Program speeds and multi-stage rundowns to eliminate defects and enhance productivity
- **Proven Cleco Clutch** - Provides unmatched reliability and durability on the production line
- **Operator Status Light** - Color indicator light for rundown and batch count status
- **Multi-Color LED** - Work light for secondary “OK/NOK” operator feedback while illuminating your workpiece
- **Programmable Rundown Strategies** - Eliminate cross threads and errors during rundowns with programmable speeds and strategies
- **Single Battery Platform** - Across entire cordless range to reduce complexity and costs in your plant

SPECIFICATIONS

TORQUE RANGE (Nm)

Min / Max: 3.3 - 12

TORQUE RANGE (ft-lb)

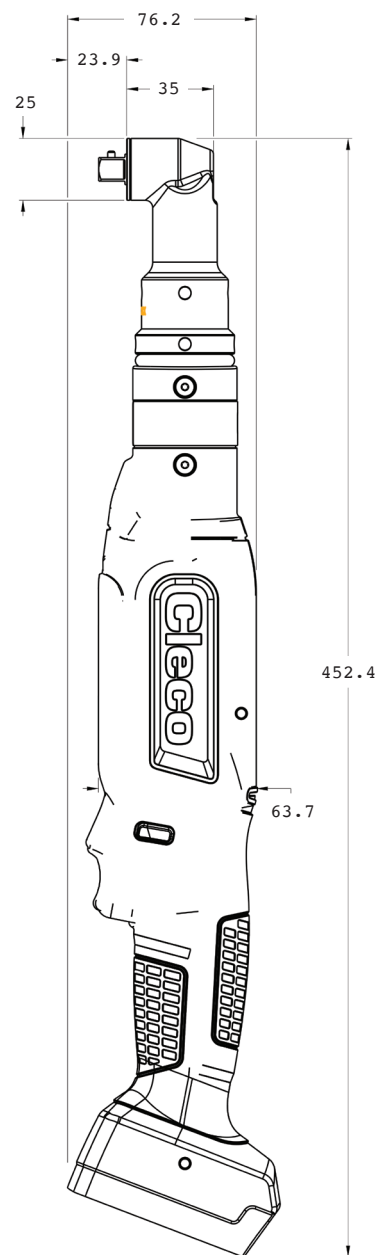
Min / Max: 2.3 - 8.8

SPEED

r/min / Max: 65 - 650

WEIGHT & DIMENSIONS

Weight w/o Battery	1.46 kg / 3.2 lb
Length	452.4 mm / 17.81 in
Height	76 mm / 2.99 in
Side to Center	12.5 mm / 0.49 in
Output	3/8" Square Drive
Country of Origin:	Assembled in USA



CLBA203

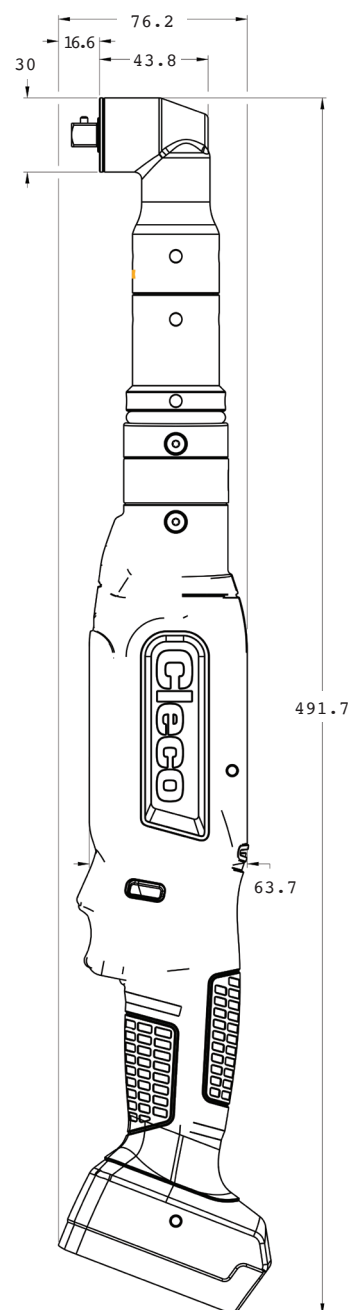
21 Nm RIGHT ANGLE

8.3 - 21 Nm (6.1 – 15.5 ft·lbs)

CellClutch™ Cordless Assembly Tools are smart yet simple, bringing programmability to your line.

FEATURES

- **Easily Programmable** - Program speeds and multi-stage rundowns to eliminate defects and enhance productivity
- **Proven Cleco Clutch** - Provides unmatched reliability and durability on the production line
- **Operator Status Light** - Color indicator light for rundown and batch count status
- **Multi-Color LED** - Work light for secondary “OK/NOK” operator feedback while illuminating your workpiece
- **Programmable Rundown Strategies** - Eliminate cross threads and errors during rundowns with programmable speeds and strategies
- **Single Battery Platform** - Across entire cordless range to reduce complexity and costs in your plant



SPECIFICATIONS

TORQUE RANGE (Nm)

Min / Max: 8.3 - 21

TORQUE RANGE (ft·lb)

Min / Max: 6.1 - 15.5

SPEED

r/min / Max: 36 - 360

WEIGHT & DIMENSIONS

Weight w/o Battery	1.73 kg / 3.8 lb
Length	491.5 mm / 19.35 in
Height	76 mm / 2.99 in
Side to Center	15 mm / 0.59 in
Output	3/8" Square Drive
Country of Origin:	Assembled in USA



CLBA303

CellClutch[™] Cordless Assembly Tools are smart yet simple, bringing programmability to your line.

30 Nm RIGHT ANGLE

8.3 - 30 Nm (6.1 - 22.1 ft-lbs)

FEATURES

- **Easily Programmable** - Program speeds and multi-stage rundowns to eliminate defects and enhance productivity
- **Proven Cleco Clutch** - Provides unmatched reliability and durability on the production line
- **Operator Status Light** - Color indicator light for rundown and batch count status
- **Multi-Color LED** - Work light for secondary "OK/NOK" operator feedback while illuminating your workpiece
- **Programmable Rundown Strategies** - Eliminate cross threads and errors during rundowns with programmable speeds and strategies
- **Single Battery Platform** - Across entire cordless range to reduce complexity and costs in your plant

SPECIFICATIONS

TORQUE RANGE (Nm)

Min / Max: 8.3 - 30

TORQUE RANGE (ft-lb)

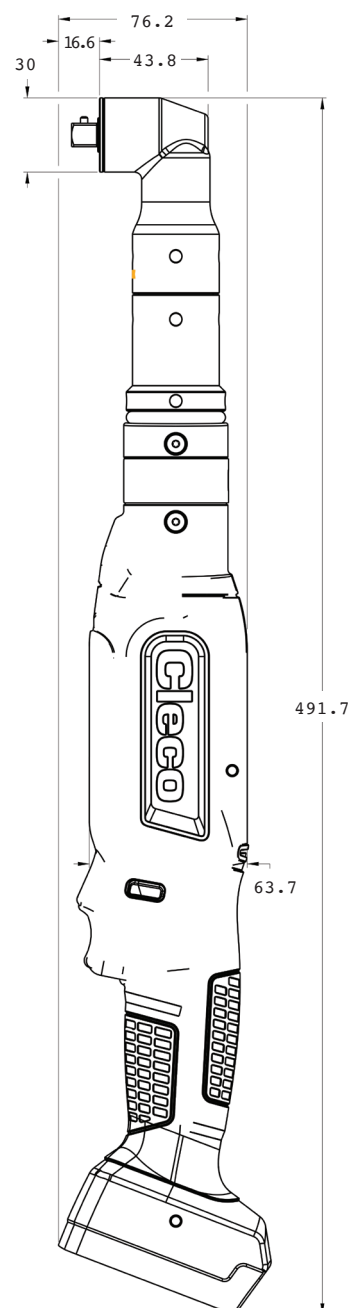
Min / Max: 6.1 - 22.1

SPEED

r/min / Max: 26 - 255

WEIGHT & DIMENSIONS

Weight w/o Battery	1.73 kg / 3.8 lb
Length	491.5 mm / 19.35 in
Height	76 mm / 2.99 in
Side to Center	15 mm / 0.59 in
Output	3/8" Square Drive
Country of Origin:	Assembled in USA



CellClutch[™] Cordless Assembly Tools are smart yet simple, bringing programmability to your line.

CLBA403

41 Nm RIGHT ANGLE

15.1 - 41 Nm (11.1 - 30.2 ft-lbs)

FEATURES

- **Easily Programmable** - Program speeds and multi-stage rundowns to eliminate defects and enhance productivity
- **Proven Cleco Clutch** - Provides unmatched reliability and durability on the production line
- **Operator Status Light** - Color indicator light for rundown and batch count status
- **Multi-Color LED** - Work light for secondary "OK/NOK" operator feedback while illuminating your workpiece
- **Programmable Rundown Strategies** - Eliminate cross threads and errors during rundowns with programmable speeds and strategies
- **Single Battery Platform** - Across entire cordless range to reduce complexity and costs in your plant

SPECIFICATIONS

TORQUE RANGE (Nm)

Min / Max: 15.1 - 41

TORQUE RANGE (ft-lb)

Min / Max: 11.1 - 30.2

SPEED

r/min / Max: 19 - 190

WEIGHT & DIMENSIONS

Weight w/o Battery	1.83kg / 4.0 lb
Length	513 mm / 20.20 in
Height	76 mm / 2.99in
Side to Center	18.5 mm / 0.73 in
Output	3/8" Square Drive
Country of Origin:	Assembled in USA

