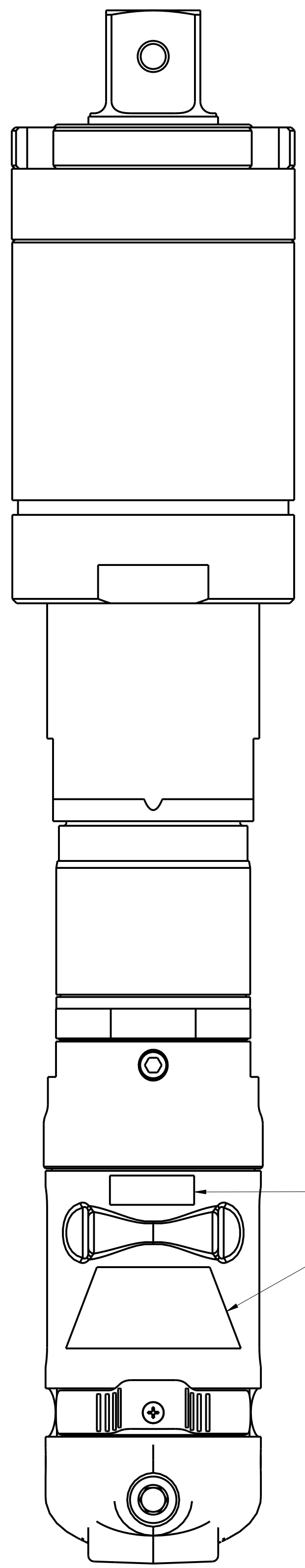


D

C

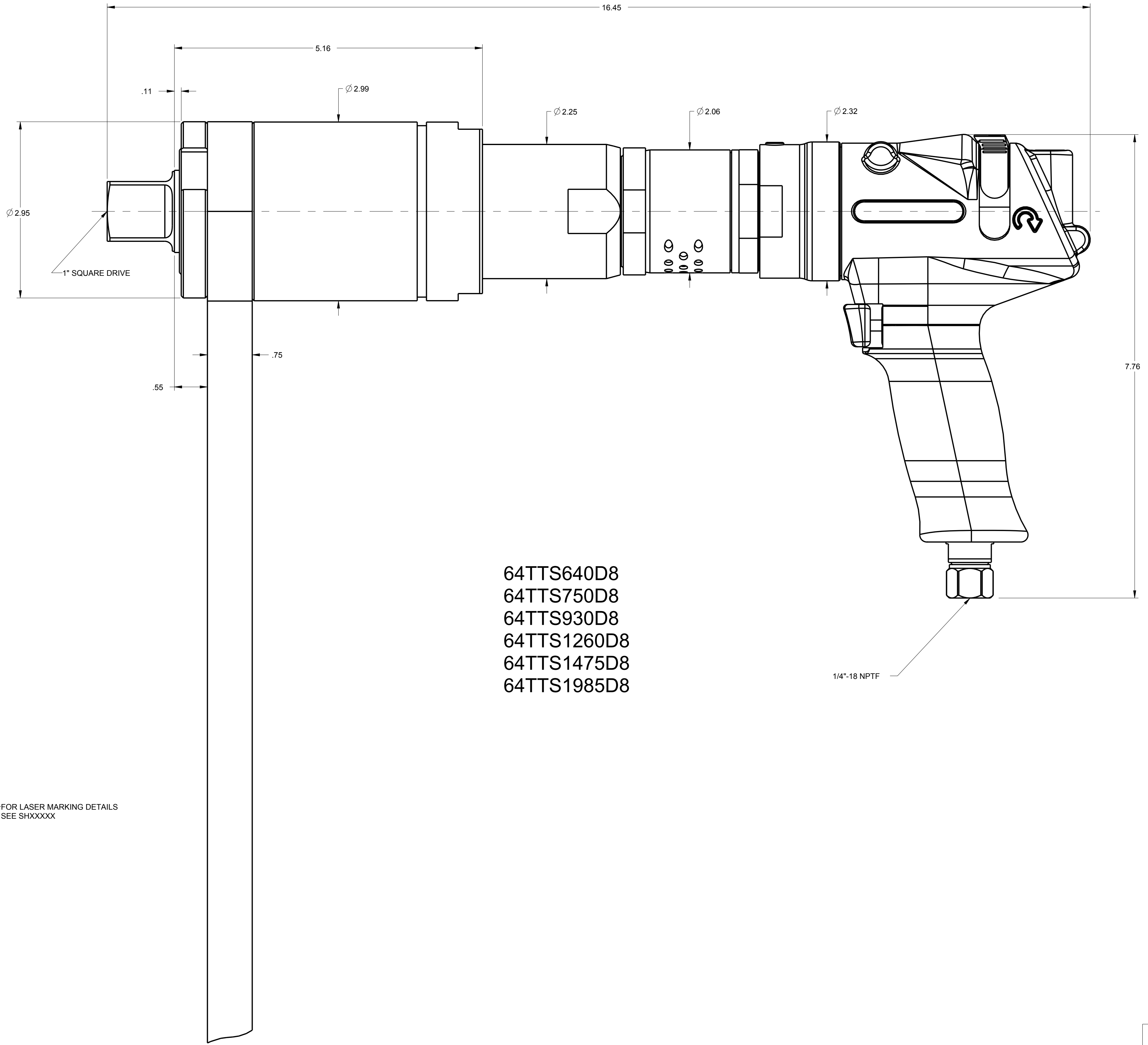
B

A

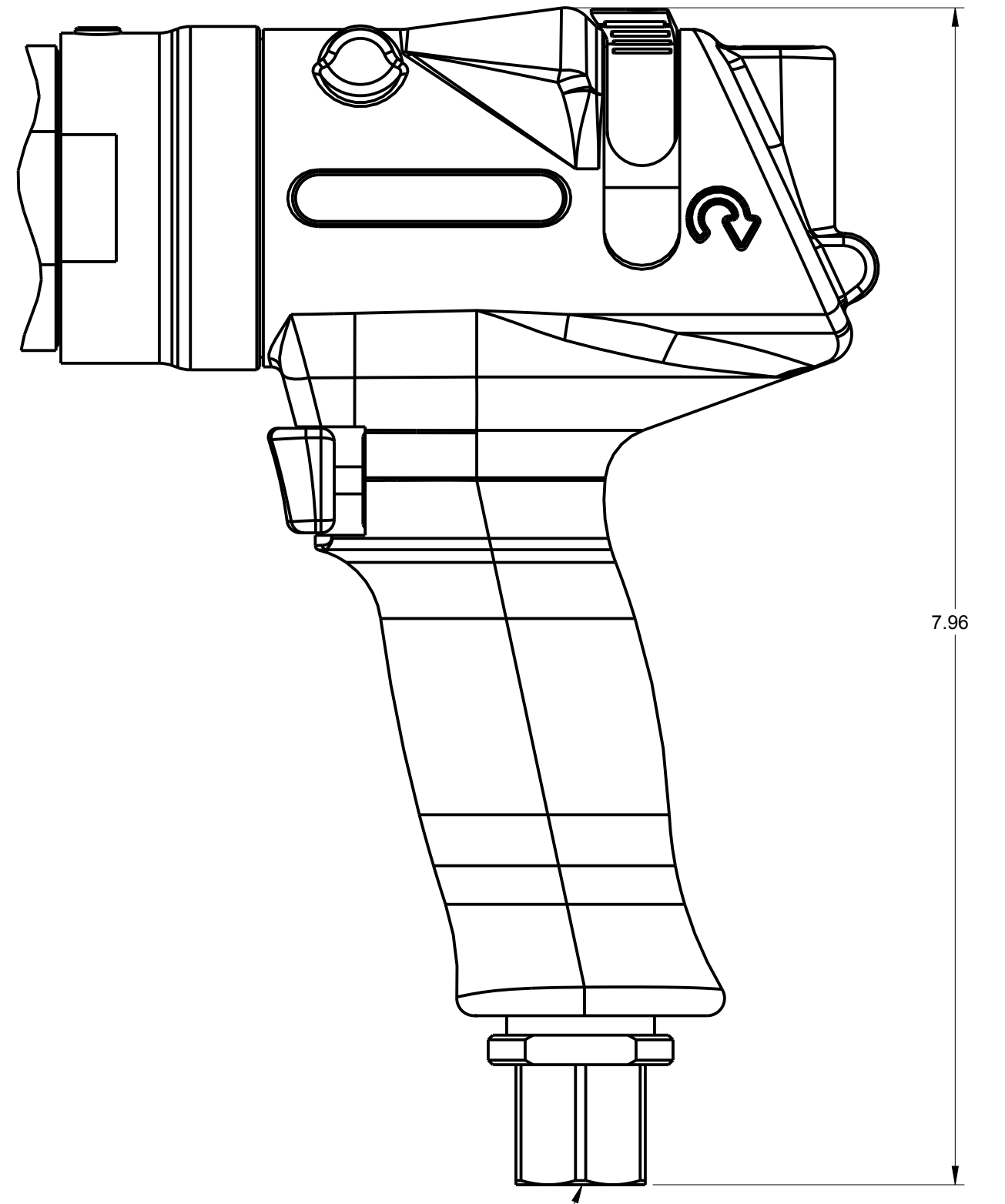


FOR LASER MARKING DETAILS
SEE SHXXXX

This document contains confidential and trade secret information which is the property of Apex Tool Group and receipt or possession does not convey any rights to loan, sell, or otherwise disclose said information. Reproduction or use of said information for any purpose other than that in connection with which said information was supplied may not be made without express written permissions of Apex Tool Group. This document is to be returned to Apex Tool Group upon request and in all events upon completion of the purpose for which it is loaned.



- 64TTS640D8
- 64TTS750D8
- 64TTS930D8
- 64TTS1260D8
- 64TTS1475D8
- 64TTS1985D8



3/8"-18 NPT
64TTK...D8
△

D

C

B

A

UNLESS OTHERWISE SPECIFIED: TWO PLACE DECIMALS ± .01, THREE PLACE DECIMALS ± .005, FOUR PLACE DECIMALS ± .0005			
MACHINE SURFACES: GEOMETRIC SYMBOLS PER ANSI Y14.5, MACHINE FILLETS: .015 MAX, BREAK SHARP EDGES: .015 MAX			
ANGULAR SURFACES TO BE TRUE WITHIN ± 1°, FEATURES ON COMMON TO BE CONCENTRIC WITHIN .010 TOTAL			
ZONEREV	REVISION	DATE	BY
2	ADDED 64TTK HANDLE ASM. VIEW	5/30/03	SCS
3	UPDATED PRINT TO SHOW ADDED PARTS	1/19/11	SCS
MATERIAL		DESCRIPTION	
ASSEMBLY		ASSEMBLY DRW.	
HEAT TREAT		64TTS	
HARDNESS		NUTRUNNER	
FINISH		DRAWN BY	DATE
N/A		SCS	7/23/02
SIMILAR TO		DWG SIZE	SHEET
N/A		1 OF 1	1/21/11
SCALE		REV. DATE	REV
1:1		1/19/11	3
PART NO.		DRAWING NO.	
64tts1985d8		SH10994	

5

4

3

2

1